



Eduard Hamamjian  
Portfolio Manager

GeaSphere Advisors LLC  
P.O. Box 20376 Cranston RI 02920  
Office 401-351-4900  
[Eduard@geasphere.com](mailto:Eduard@geasphere.com)  
[www.geasphere.com](http://www.geasphere.com)

## STRATEGY

GeaSphere Advisors builds investment portfolios using our proprietary research philosophy called the "GeaSphere Analysis System". All our model portfolios use our exclusive methods and historical data base as the foundation for our portfolio construction and management.

GeaSphere offers 10 Core ETF model portfolios for every risk tolerance and time horizon. All models are constructed with our rules based allocation, adjusted for market conditions. We continuously review and adjust the weightings of each asset class within each portfolio to reflect leading sectors for maximum efficiency and returns. Clients should use the following categories as a guide for determining which portfolio to invest in.

### Aggressive Growth Category

- GeaSphere Core 100
- GeaSphere Core 90-10
- GeaSphere Core 80-20

### Moderate Aggressive Category

- GeaSphere Core 70-30
- GeaSphere Core 60-40

### Moderate Category

- GeaSphere Core 50-50
- GeaSphere Core 40-60

### Conservative Category

- GeaSphere Core 30-70
- GeaSphere Core 20-80
- GeaSphere Core 10-90

## PERFORMANCE

As of Date: 6/30/2018

	GeaSphere Core ETF 70-30	S&P 500
YTD	2.69	2.65
1 Year	10.56	14.38
2 Years	12.11	16.13
3 Years	8.35	11.93
5 Years	10.05	13.42
10 Years	9.12	10.17
15 Years	—	9.30
Since Inception	8.03	8.69

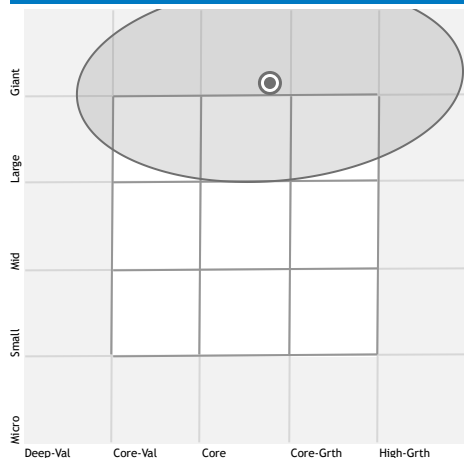
## PERFORMANCE

Time Period: 10/2/2005 to 6/30/2018



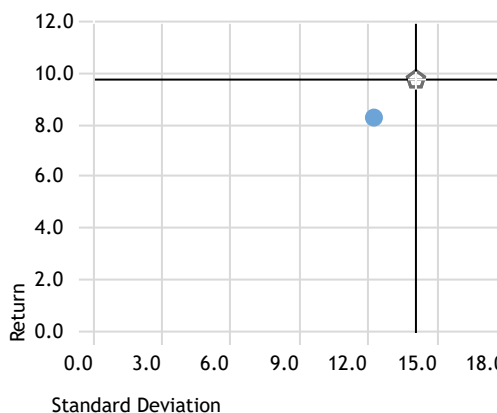
## Actively Managed Multi-Capital Growth Portfolio

## HOLDINGS-BASED STYLE MAP



## RISK-REWARD

Time Period: Since Inception to 6/30/2018



## RISK METRICS

Time Period: Since Inception to 6/30/2018

	Core ETF 70-30	S&P 500
Excess Return	-0.59	0.00
Beta	0.85	1.00
Alpha	0.52	0.00
Standard Deviation	12.27	13.93
Sharpe Ratio	0.62	0.60
R-Squared	92.32	100.00
Up Capture Ratio	87.30	100.00
Down Capture Ratio	84.01	100.00



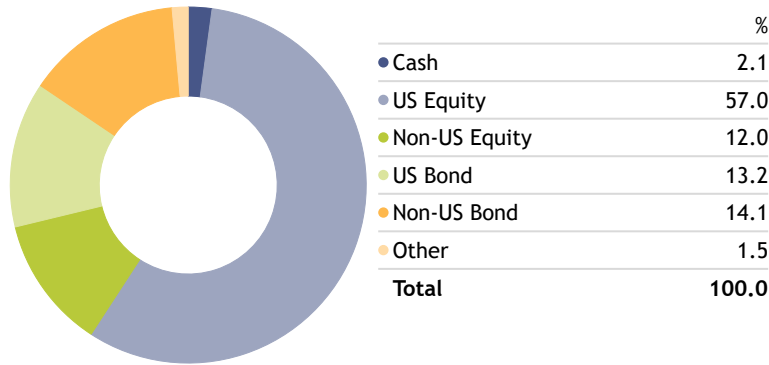
# CORE ETF 70-30

Eduard Hamamjian  
Portfolio Manager

GeaSphere Advisors LLC  
P.O. Box 20376 Cranston RI 02920  
Office 401-351-4900  
[Eduard@geasphere.com](mailto:Eduard@geasphere.com)  
[www.geasphere.com](http://www.geasphere.com)

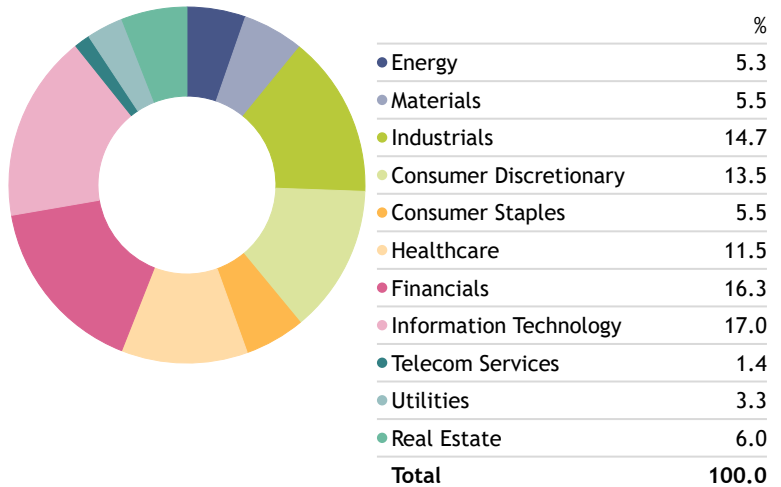
## Asset Allocation

Portfolio Date: 6/30/2018



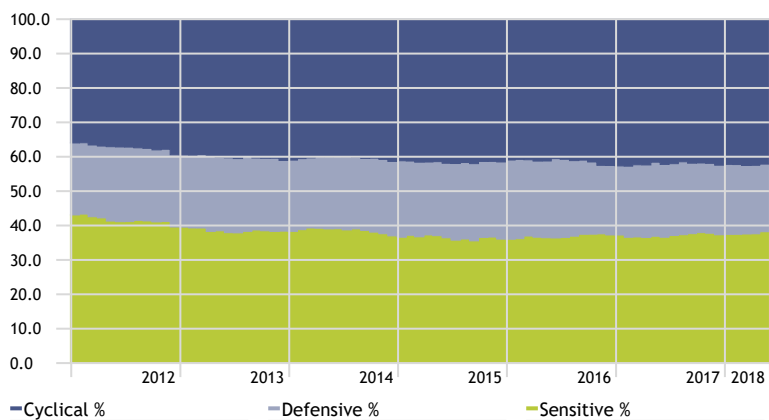
## GICS Equity Sectors

Portfolio Date: 6/30/2018



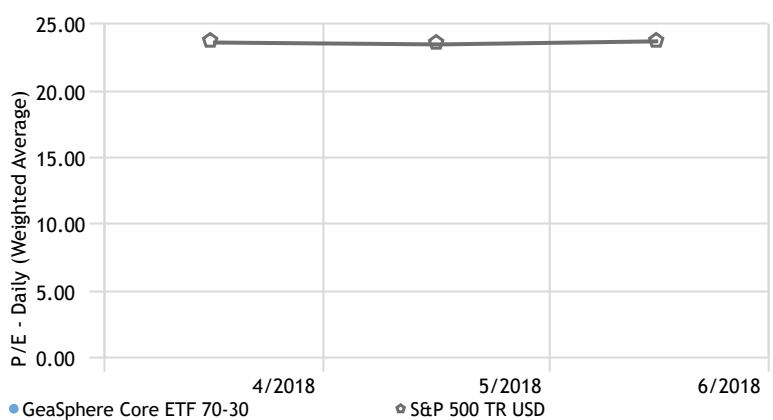
## Equity Super Sectors

Time Period: 1/1/2012 to 5/31/2018



## P/E Ratio

Time Period: 4/1/2018 to 6/30/2018



## Top 10 Holdings

Portfolio Date: 6/30/2018

	Portfolio Weighting %	Total Ret YTD (Daily)
iShares Core S&P Mid-Cap ETF	20.00	5.49
iShares Core S&P Small-Cap ETF	20.00	12.79
iShares Core S&P 500 ETF	18.00	7.56
iShares Core International Aggt Bd ETF	15.00	1.42
iShares Core US Aggregate Bond ETF	15.00	-1.61
iShares Core MSCI EAFE ETF	12.00	-0.82

Risk of Loss: The value of securities and other investments may move up or down, sometimes rapidly and unpredictably. Securities markets can be volatile. A client account may at any point in time be worth less than its initial value. Regardless of how well an individual investment performs, if financial markets decline, you could lose money. Investment in specific securities involves risks of loss due to a variety of reasons.