



Eduard Hamamjian
Portfolio Manager

GeaSphere Advisors LLC
P.O. Box 20376 Cranston RI 02920
Office 401-351-4900
Eduard@geasphere.com
www.geasphere.com

STRATEGY

GeaSphere Advisors builds investment portfolios using our proprietary research philosophy called the "GeaSphere Analysis System". All our model portfolios use our exclusive methods and historical data base as the foundation for our portfolio construction and management.

GeaSphere offers 10 Core ETF model portfolios for every risk tolerance and time horizon. All models are constructed with our rules based allocation, adjusted for market conditions. We continuously review and adjust the weightings of each asset class within each portfolio to reflect leading sectors for maximum efficiency and returns. Clients should use the following categories as a guide for determining which portfolio to invest in.

Aggressive Growth Category

- GeaSphere Core 100
- GeaSphere Core 90-10
- GeaSphere Core 80-20

Moderate Aggressive Category

- GeaSphere Core 70-30
- GeaSphere Core 60-40

Moderate Category

- GeaSphere Core 50-50
- GeaSphere Core 40-60

Conservative Category

- GeaSphere Core 30-70
- GeaSphere Core 20-80
- GeaSphere Core 10-90

PERFORMANCE

As of Date: 4/30/2017

	GeaSphere Core ETF 30-70	S&P 500
YTD	2.87	7.16
1 Year	5.89	17.93
2 Years	3.74	9.24
3 Years	4.76	10.47
5 Years	5.76	13.68
10 Years	6.09	7.15
15 Years	—	7.61
Since Inception	6.53	8.16

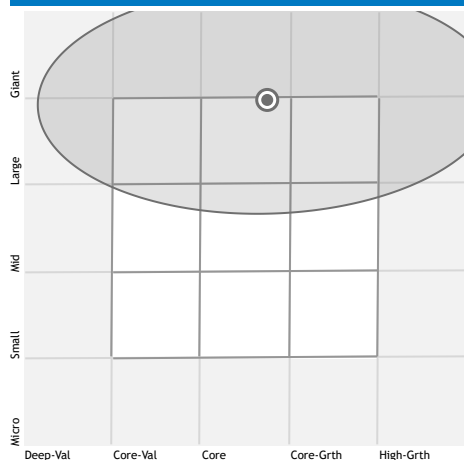
PERFORMANCE

Time Period: 10/2/2005 to 4/30/2017



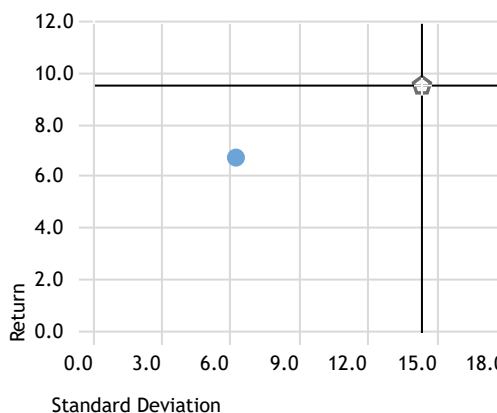
Actively Managed Multi-Capital Growth Portfolio

HOLDINGS-BASED STYLE MAP



RISK-REWARD

Time Period: Since Inception to 4/30/2017



RISK METRICS

Time Period: Since Inception to 4/30/2017

	Core ETF 30-70	S&P 500
Excess Return	-1.61	0.00
Beta	0.33	1.00
Alpha	2.96	0.00
Standard Deviation	6.21	14.41
Sharpe Ratio	0.90	0.55
R-Squared	60.06	100.00
Up Capture Ratio	44.40	100.00
Down Capture Ratio	25.74	100.00



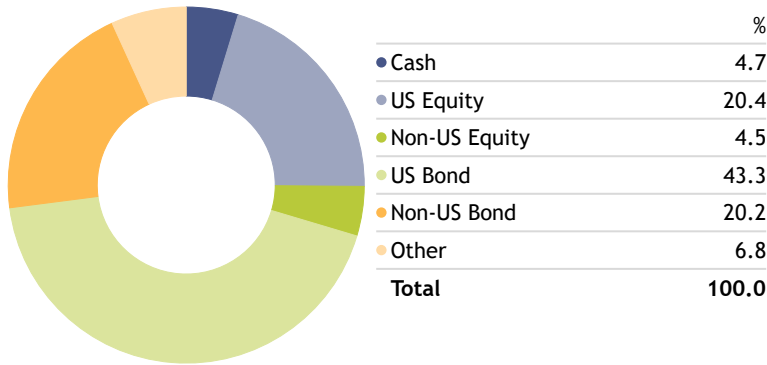
CORE ETF 30-70

Eduard Hamamjian
Portfolio Manager

GeaSphere Advisors LLC
P.O. Box 20376 Cranston RI 02920
Office 401-351-4900
Eduard@geasphere.com
www.geasphere.com

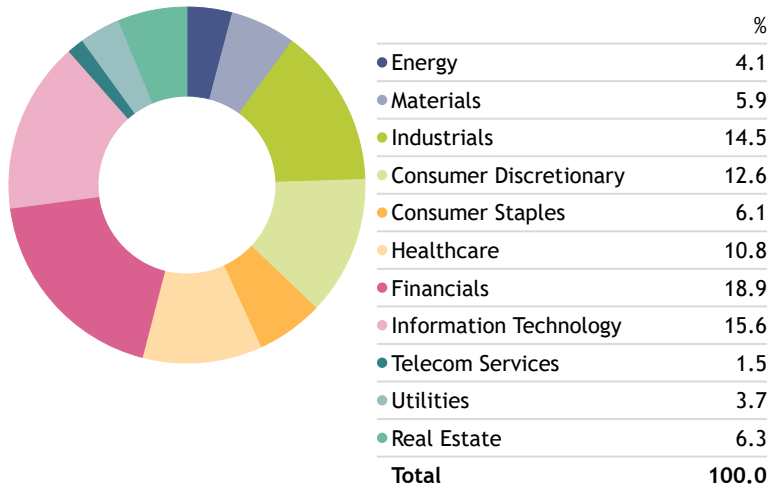
Asset Allocation

Portfolio Date: 4/30/2017



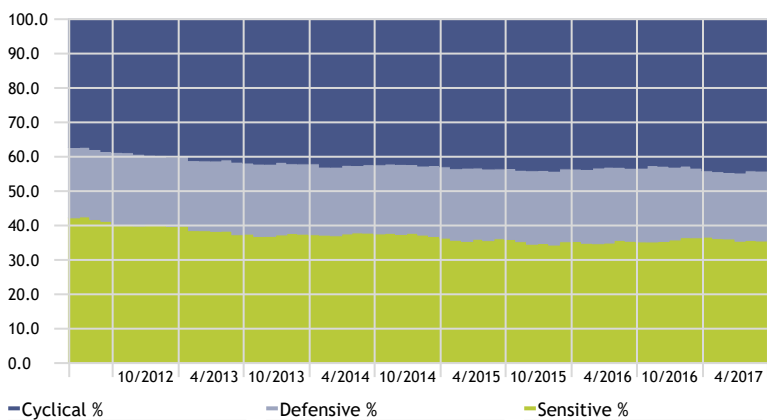
GICS Equity Sectors

Portfolio Date: 4/30/2017



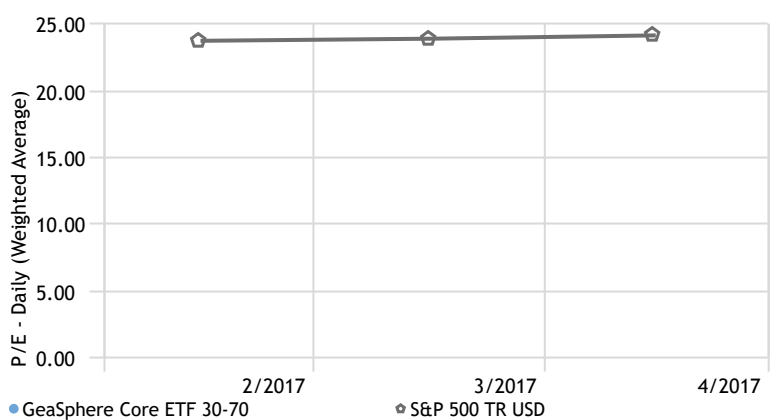
Equity Super Sectors

Time Period: 1/1/2012 to 4/30/2017



P/E Ratio

Time Period: 2/1/2017 to 4/30/2017



Top 10 Holdings

Portfolio Date: 4/30/2017

	Portfolio Weighting %	Total Ret YTD (Daily)
Vanguard Long-Term Bond ETF	17.57	3.19
iShares Core US Aggregate Bond	17.30	1.58
Vanguard Short-Term Bond ETF	17.18	0.94
iShares Core International Aggregate Bd	17.11	0.34
iShares Core S&P Mid-Cap	8.14	4.04
iShares Core S&P 500	6.24	7.57
iShares US Preferred Stock	6.21	6.45
iShares Core S&P Small-Cap	5.94	0.51
iShares Core MSCI EAFE	4.32	12.77

Risk of Loss: The value of securities and other investments may move up or down, sometimes rapidly and unpredictably. Securities markets can be volatile. A client account may at any point in time be worth less than its initial value. Regardless of how well an individual investment performs, if financial markets decline, you could lose money. Investment in specific securities involves risks of loss due to a variety of reasons.