



Eduard Hamamjian
Portfolio Manager

GeaSphere Advisors LLC
P.O. Box 20376 Cranston RI 02920
Office 401-351-4900
Eduard@geasphere.com
www.geasphere.com

STRATEGY

GeaSphere Advisors builds investment portfolios using our proprietary research philosophy called the "GeaSphere Analysis System". All our model portfolios use our exclusive methods and historical data base as the foundation for our portfolio construction and management.

GeaSphere offers 10 Core ETF model portfolios for every risk tolerance and time horizon. All models are constructed with our rules based allocation, adjusted for market conditions. We continuously review and adjust the weightings of each asset class within each portfolio to reflect leading sectors for maximum efficiency and returns. Clients should use the following categories as a guide for determining which portfolio to invest in.

Aggressive Growth Category

- GeaSphere Core 100
- GeaSphere Core 90-10
- GeaSphere Core 80-20

Moderate Aggressive Category

- GeaSphere Core 70-30
- GeaSphere Core 60-40

Moderate Category

- GeaSphere Core 50-50
- GeaSphere Core 40-60

Conservative Category

- GeaSphere Core 30-70
- GeaSphere Core 20-80
- GeaSphere Core 10-90

PERFORMANCE

As of Date: 6/30/2018

	GeaSphere Core ETF 40-60	S&P 500
YTD	1.11	2.65
1 Year	6.23	14.38
2 Years	6.84	16.13
3 Years	5.85	11.93
5 Years	7.24	13.42
10 Years	7.50	10.17
15 Years	—	9.30
Since Inception	7.06	8.69

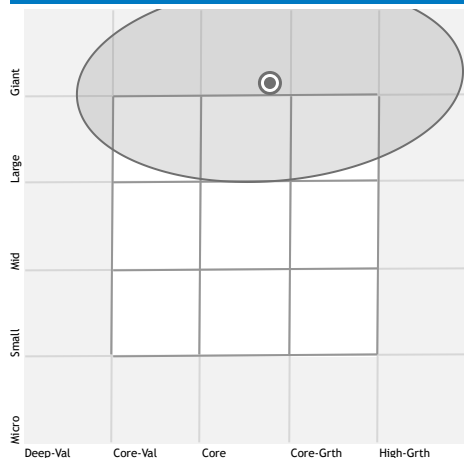
PERFORMANCE

Time Period: 10/2/2005 to 6/30/2018



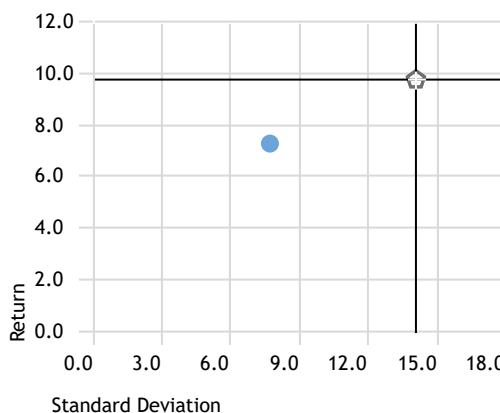
Actively Managed Multi-Capital Growth Portfolio

HOLDINGS-BASED STYLE MAP



RISK-REWARD

Time Period: Since Inception to 6/30/2018



RISK METRICS

Time Period: Since Inception to 6/30/2018

	Core ETF 40-60	S&P 500
Excess Return	-1.60	0.00
Beta	0.51	1.00
Alpha	1.92	0.00
Standard Deviation	7.74	13.93
Sharpe Ratio	0.80	0.60
R-Squared	84.40	100.00
Up Capture Ratio	59.07	100.00
Down Capture Ratio	46.04	100.00



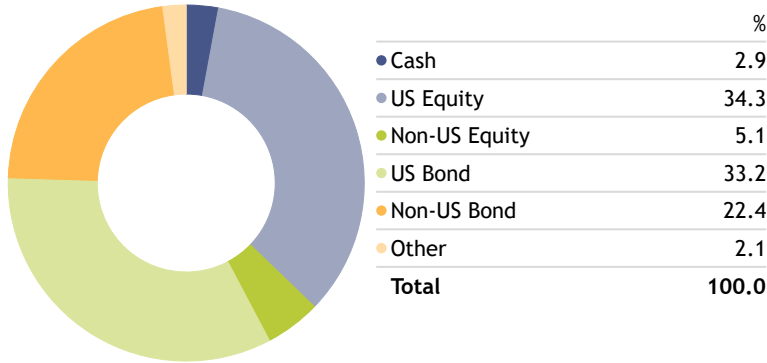
CORE ETF 40-60

Eduard Hamamjian
Portfolio Manager

GeaSphere Advisors LLC
P.O. Box 20376 Cranston RI 02920
Office 401-351-4900
Eduard@geasphere.com
www.geasphere.com

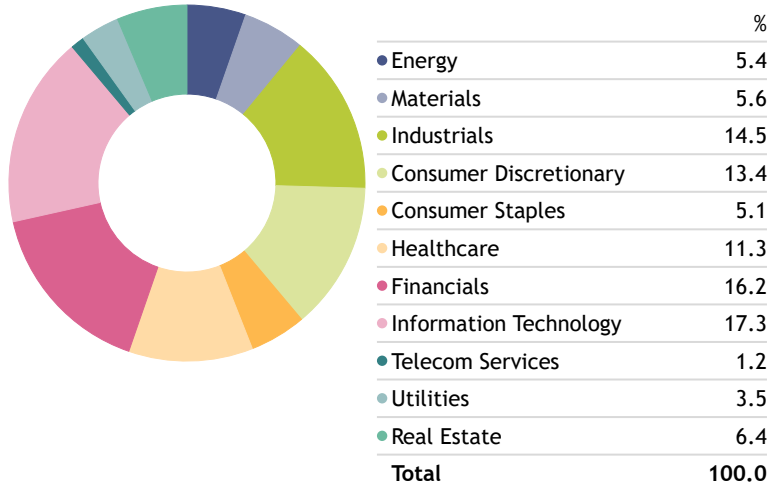
Asset Allocation

Portfolio Date: 6/30/2018



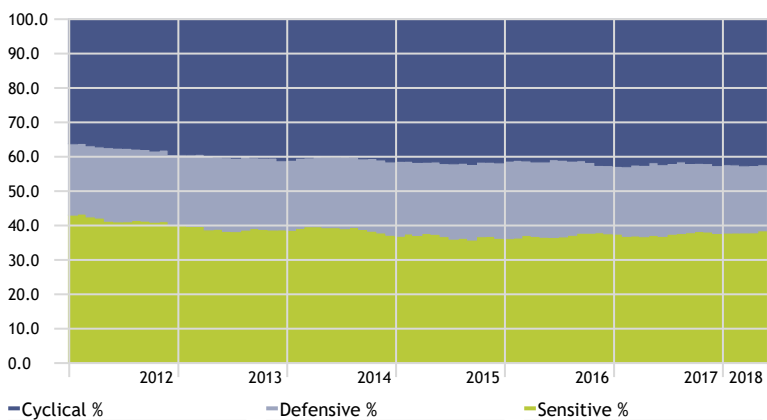
GICS Equity Sectors

Portfolio Date: 6/30/2018



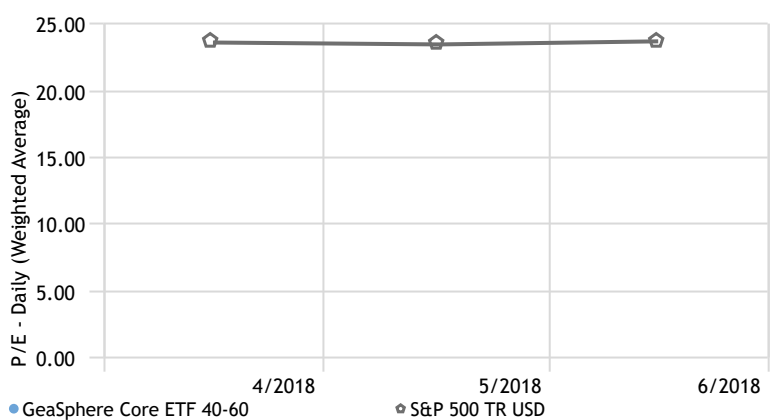
Equity Super Sectors

Time Period: 1/1/2012 to 5/31/2018



P/E Ratio

Time Period: 4/1/2018 to 6/30/2018



Top 10 Holdings

Portfolio Date: 6/30/2018

	Portfolio Weighting %	Total Ret YTD (Daily)
iShares Core International Aggt Bd ETF	22.00	1.42
iShares Core US Aggregate Bond ETF	22.00	-1.61
iShares Core S&P Mid-Cap ETF	15.00	5.49
iShares Core S&P 500 ETF	10.00	7.56
iShares Core S&P Small-Cap ETF	10.00	12.79
Vanguard Long-Term Bond ETF	8.00	-5.18
Vanguard Short-Term Bond ETF	8.00	-0.39
iShares Core MSCI EAFE ETF	5.00	-0.82

Risk of Loss: The value of securities and other investments may move up or down, sometimes rapidly and unpredictably. Securities markets can be volatile. A client account may at any point in time be worth less than its initial value. Regardless of how well an individual investment performs, if financial markets decline, you could lose money. Investment in specific securities involves risks of loss due to a variety of reasons.