



Eduard Hamamjian
Portfolio Manager

GeaSphere Advisors LLC
P.O. Box 20376 Cranston RI 02920
Office 401-351-4900
Eduard@geasphere.com
www.geasphere.com

STRATEGY

GeaSphere Advisors builds investment portfolios using our proprietary research philosophy called the "GeaSphere Analysis System". All our model portfolios use our exclusive methods and historical data base as the foundation for our portfolio construction and management.

GeaSphere offers 10 Core ETF model portfolios for every risk tolerance and time horizon. All models are constructed with our rules based allocation, adjusted for market conditions. We continuously review and adjust the weightings of each asset class within each portfolio to reflect leading sectors for maximum efficiency and returns. Clients should use the following categories as a guide for determining which portfolios to invest in.

Aggressive Growth Category

- GeaSphere Core 100
- GeaSphere Core 90-10
- GeaSphere Core 80-20

Moderate Aggressive Category

- GeaSphere Core 70-30
- GeaSphere Core 60-40

Moderate Category

- GeaSphere Core 50-50
- GeaSphere Core 40-60

Conservative Category

- GeaSphere Core 30-70
- GeaSphere Core 20-80
- GeaSphere Core 10-90

PERFORMANCE

As of Date: 6/30/2018

	Core ETF 100	S&P 500
YTD	4.39	2.65
1 Year	15.23	14.38
2 Years	17.50	16.13
3 Years	11.56	11.93
5 Years	12.96	13.42
10 Years	10.68	10.17
15 Years	—	9.30
Since Inception	9.23	8.69

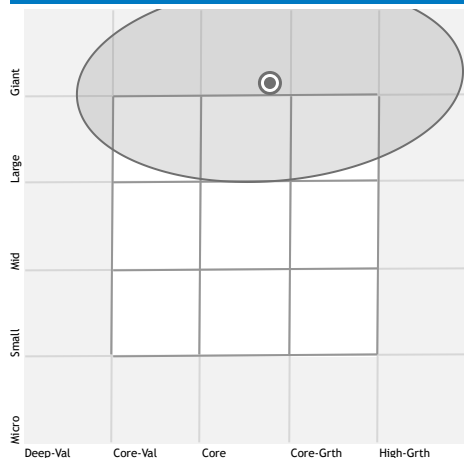
PERFORMANCE

Time Period: 10/2/2005 to 6/30/2018



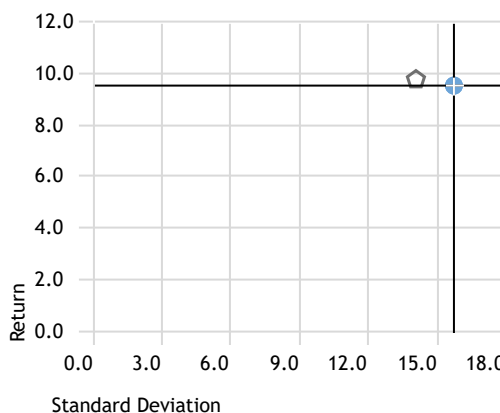
Actively Managed Multi-Capital Growth Portfolio

HOLDINGS-BASED STYLE MAP



RISK-REWARD

Time Period: Since Inception to 6/30/2018



RISK METRICS

Time Period: Since Inception to 6/30/2018

	Core ETF 100	S&P 500
Excess Return	0.66	0.00
Beta	1.08	1.00
Alpha	0.21	0.00
Standard Deviation	15.71	13.93
Sharpe Ratio	0.59	0.60
R-Squared	91.70	100.00
Up Capture Ratio	108.57	100.00
Down Capture Ratio	109.05	100.00



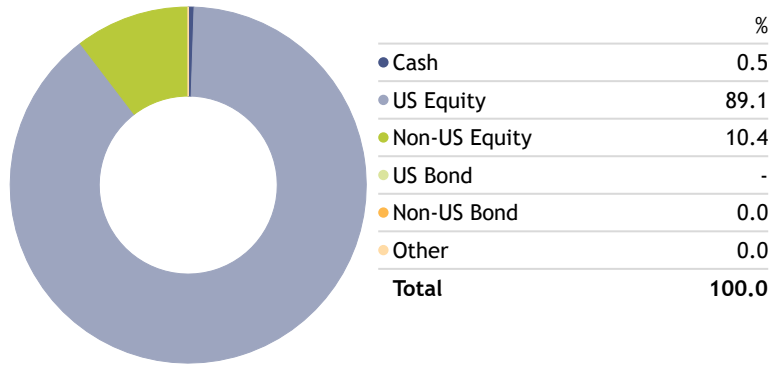
CORE ETF 100

Eduard Hamamjian
Portfolio Manager

GeaSphere Advisors LLC
P.O. Box 20376 Cranston RI 02920
Office 401-351-4900
Eduard@geasphere.com
www.geasphere.com

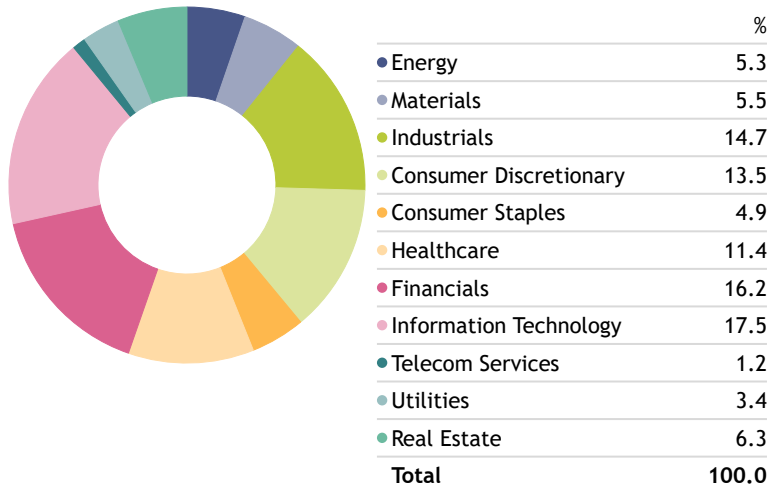
Asset Allocation

Portfolio Date: 6/30/2018



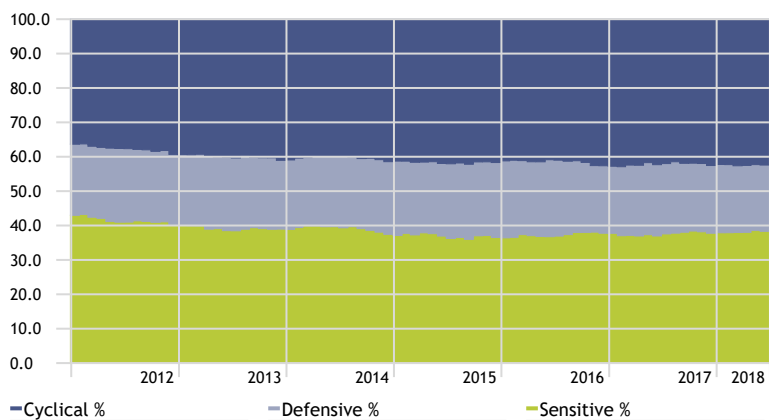
GICS Equity Sectors

Portfolio Date: 6/30/2018



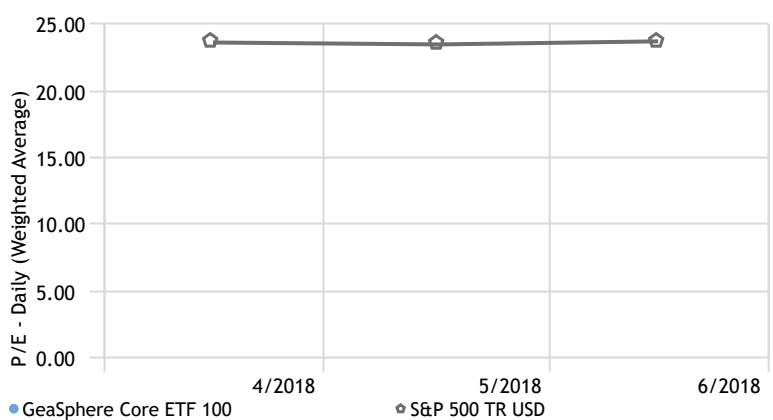
Equity Super Sectors

Time Period: 1/1/2012 to 6/30/2018



P/E Ratio

Time Period: 4/1/2018 to 6/30/2018



Top 10 Holdings

Portfolio Date: 6/30/2018

	Portfolio Weighting %	Total Ret YTD (Daily)
iShares Core S&P Mid-Cap ETF	35.00	5.49
iShares Core S&P Small-Cap ETF	30.00	12.79
iShares Core S&P 500 ETF	25.00	7.56
iShares Core MSCI EAFE ETF	10.00	-0.82

Risk of Loss: The value of securities and other investments may move up or down, sometimes rapidly and unpredictably. Securities markets can be volatile. A client account may at any point in time be worth less than its initial value. Regardless of how well an individual investment performs, if financial markets decline, you could lose money. Investment in specific securities involves risks of loss due to a variety of reasons.